

# Release Notes

## xMid Version 25.10

### Inhaltsverzeichnis

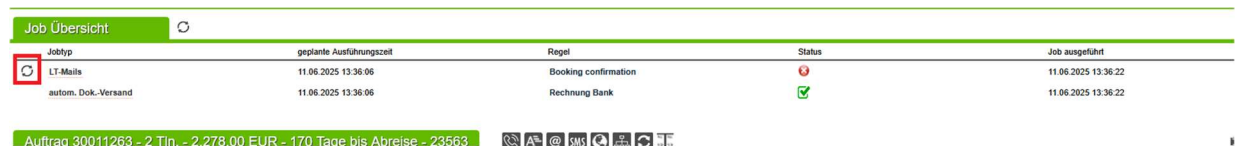
1. General.....	2
2. Accounting.....	4
Legende .....	4

# 1. General

## description

### Extension: automatic supplier mails > refresh button

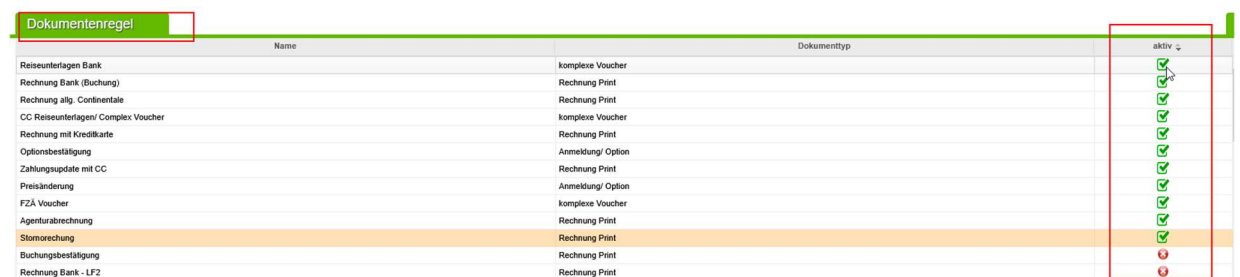
It is now possible to trigger an supplier mail job again using the refresh button in the job overview. If a job fails, it is sent again by pressing this button if all the parameters for error-free sending are met this time.



Jobtyp	geplante Ausführungszeit	Regel	Status	Job ausgeführt
LT-Mails	11.06.2025 13:36:06	Booking confirmation	❌	11.06.2025 13:36:22
autom. Dok-Versand	11.06.2025 13:36:06	Rechnung Bank	✅	11.06.2025 13:36:22

### Extension: automatic supplier mails > customisations view and function

In the validation rules under supplier mails, it is now possible to set these to active or inactive using a button. The respective function always refers to the entire rule used. The view and sorting of the organisers has also been changed so that the active ones for which the rule applies are now always at the top of the list.



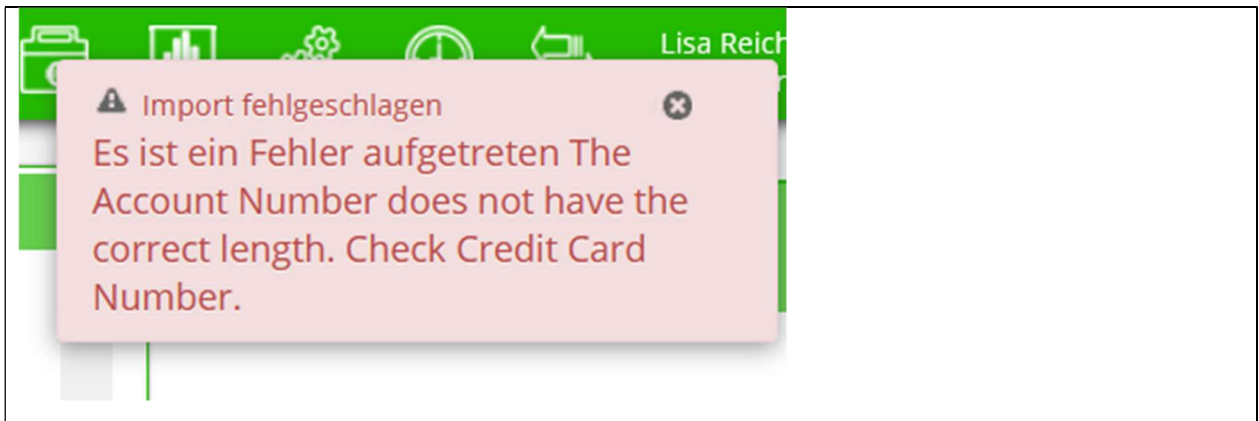
Name	Dokumenttyp	aktiv
Reiseunterlagen Bank	komplexe Voucher	✅
Rechnung Bank (Buchung)	Rechnung Print	✅
Rechnung allg. Continentale	Rechnung Print	✅
CC Reiseunterlagen/ Complex Voucher	komplexe Voucher	✅
Rechnung mit Kreditkarte	Rechnung Print	✅
Optionsbestätigung	Anmeldung/ Option	✅
Zahlungsupdate mit CC	Rechnung Print	✅
Preisänderung	Anmeldung/ Option	✅
FZÄ Voucher	komplexe Voucher	✅
Agenturabrechnung	Rechnung Print	✅
Stornorechnung	Rechnung Print	✅
Buchungsbestätigung	Rechnung Print	❌
Rechnung Bank - LF2	Rechnung Print	❌

### Bug: customer search > Agencies: display of cooperations

In the "Agencies" list of the customer search, not all cooperations were displayed correctly in the grid. From now on, all cooperations assigned to an agency that have a currently valid date will be displayed in the table.

### Extension: inbox > note of incorrect credit card data

If bookings from the inbox could not be imported due to incorrect credit card data, only an error message without meaningful content was previously displayed. From now on, a detailed note about the incorrect credit card will be displayed.



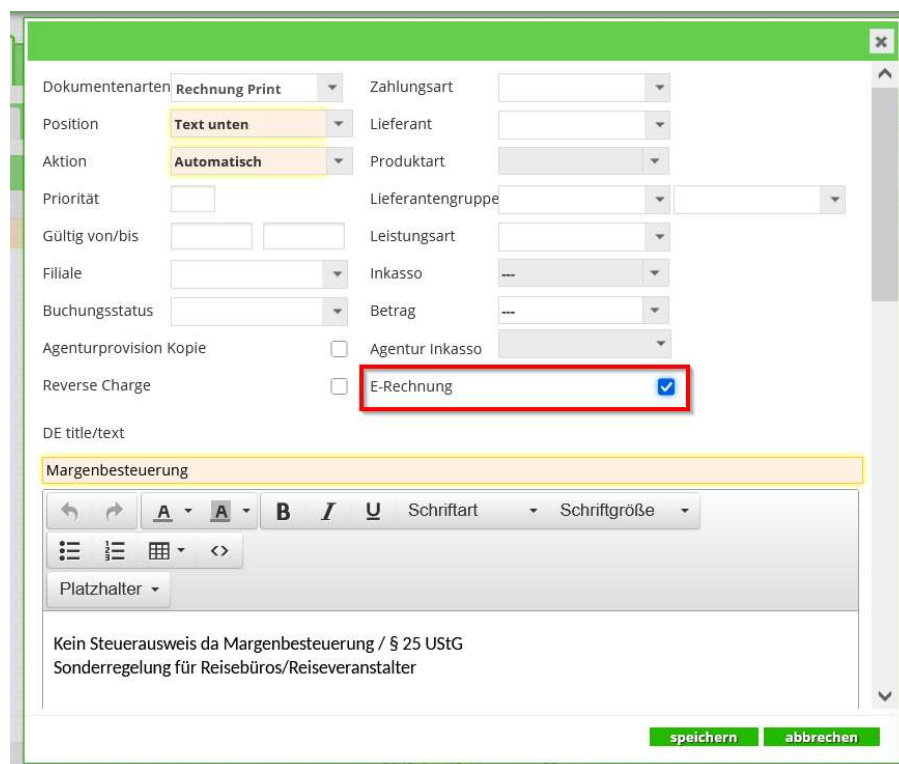
**Enhancement: e-invoice > adjustment to validation**

The validation of the e-invoice has been adjusted. From now on, either a VAT ID or a tax number must be stored in the customer profile, as one of the two identification numbers must be supplied in accordance with the law. Previously, our validation had insisted on the tax number. If both numbers are stored, then both are also supplied in the e-invoice.

**Extension: e-invoice > display of relevant text modules**

Text modules for the e-invoice can now be marked in order to include them as comments on the e-invoice. This is intended to send important information relating to the invoice to the tax office.

A typical example in the tourism industry is the reference to margin taxation.



## 2. Accounting

description

### Extension: Expedia TAAP import > Upload of two formats

Since the introduction of the Agency Service Charge by Expedia, the Expedia TAAP file is created in two different formats - depending on whether the travel agency charges an Agency Service Charge or not.

To enable both formats to be uploaded as an SP import, a drop-down menu is now available in which the appropriate format can be selected for the upload.



To ensure that everything has been uploaded correctly, we recommend comparing the payment amount in the import overview with the actual payment amount from Expedia.

Zahlungsdatum	Konto	OP	OP Kredit	Importart	Agenturcode	Re.nr.	Re.datum	Veranstalter	Abre.zeitraum	Zahlungsbetrag	importiert	Pos.	Pos.	Pos.
30.04.2025	1590 - Durchlaufer			Expedia TAAP	WD05377	(63006) Test mit	30.04.2025	-	01.04.2025 - 30.04.2025	11.033,00 EUR	5.07.2025 10:38:37	468	1	1

If there are any discrepancies, please contact the support before posting the import.

## Legende

Erweiterung = Software Erweiterung, neue Funktionen sind ggf. mit zusätzlichen Kosten verbunden. Bei Interesse wendet euch bitte an den Support, der euch gerne berät.

Bugfix = Fehlerbehebung